

# **EDUCATION ADVISORY COMMITTEE**

Fairhope City Council

May 12, 2015

**YOU CANNOT TOUCH A  
SCHOOL WITHOUT  
TOUCHING THE CULTURE OF  
THE SURROUNDING TOWN.**

***Schools Cannot Do It Alone***

***Jamie Vollmer***

# **SCHOOL:COMMUNITY CULTURE**

## **FOUR PREREQUISITES OF PROGRESS**

- Understanding
- Trust
- Permission
- Support

# **SCHOOL:COMMUNITY CULTURE**

## **FOUR PREREQUISITES OF PROGRESS**

- Understanding

# FUNDING FAIRHOPE'S FUTURE IN EDUCATION

Are we providing  
clear direction?



Are we making  
progress?

Does our funding make a difference?

Students

Parents

***“Envisioning the  
Future of Fairhope’s  
Education”***

City  
Officials

Educators

Community

# **SCHOOL:COMMUNITY CULTURE**

## **FOUR PREREQUISITES OF PROGRESS**

- Understanding
- Trust

# GRANT PROCESS FOR FY 2015





# FAIRHOPE ELEMENTARY SCHOOL

<b>Project Summary</b>	<b>Performance Metrics Targeted</b>	<b>Actions to Impact Metrics</b>	<b>Determining Project Success</b>	<b>Budget/Funds Approved by EAC</b>
Reading and Math Proficiency	1. Oral reading fluency 2. Math fluency	Regular intervention and assessment of the targeted performance metrics	Improvement in Oral Reading Fluency and Math Fluency, as well as ACT Aspire scores	<b>\$37,765</b>

# FAIRHOPE INTERMEDIATE SCHOOL

<b>Project Summary</b>	<b>Performance Metrics Targeted</b>	<b>Actions to Impact Metrics</b>	<b>Determining Project Success</b>	<b>Budget/Funds Approved by EAC</b>
Reading across the curriculum	<ol style="list-style-type: none"><li>1. ACT Aspire</li><li>2. STAR reading/math</li><li>3. MobyMax accelerated reading and math</li></ol>	Regular intervention and assessment of the targeted performance metrics	2% improvement in ACT aspire	<b>\$57,735</b>

# J. LARRY NEWTON SCHOOL

<b>Project Summary</b>	<b>Performance Metrics Targeted</b>	<b>Actions to Impact Metrics</b>	<b>Determining Project Success</b>	<b>Budget/Funds Approved by EAC</b>
Reading Workshop	ACT Aspire Reading Score	Teacher development to engage small group reading  Provide variety and range of complexity in books offered to students	5% growth in ACT Aspire Reading 2014-2015 test scores  At least a year's worth of growth as measured by the Fountas & Pinnell Benchmark Assessment	<b>\$83,475</b>

# FAIRHOPE MIDDLE SCHOOL

<b>Project Summary</b>	<b>Performance Metrics Targeted</b>	<b>Actions to Impact Metrics</b>	<b>Determining Project Success</b>	<b>Budget/Funds Approved by EAC</b>
Language Arts and Standardized Test scores	ACT Aspire scores: 1. Reading 2. Math 3. Quality Core Pre-Algebra	USA Test Prep Middle School Program for reading, math, and writing	75% of the 183 targeted CLOSE students to reach benchmark (Ready) in math and reading on the 2015 ACT Aspire  Writing skills assessment and improvement	<b>\$18,935</b>

# FAIRHOPE HIGH SCHOOL

<b>Project Summary</b>	<b>Performance Metrics Targeted</b>	<b>Actions to Impact Metrics</b>	<b>Determining Project Success</b>	<b>Budget/Funds Approved by EAC</b>
Advanced Placement and International Baccalaureate program	<ol style="list-style-type: none"><li>1. Percentage of students passing Advanced Placement tests</li><li>2. Percentage of IB diplomas awarded</li></ol>	Provide resources and teacher training targeting AP and IB performance	Increase percentage of Advanced Placement test scores and International Baccalaureate diplomas awarded	<b>\$148,942</b>

**TOTAL FUNDING FY 14-15  
RECOMMENDED BY EAC**

**\$344,852**

**THROUGH EAC AND IN-KIND  
SERVICES, THE CITY OF  
FAIRHOPE HAS GIVEN  
APPROXIMATELY \$2.5 MILLION  
OVER THE LAST THREE (3)  
YEARS**

# **SCHOOL:COMMUNITY CULTURE**

## **FOUR PREREQUISITES OF PROGRESS**

- Understanding
- Trust
- Permission

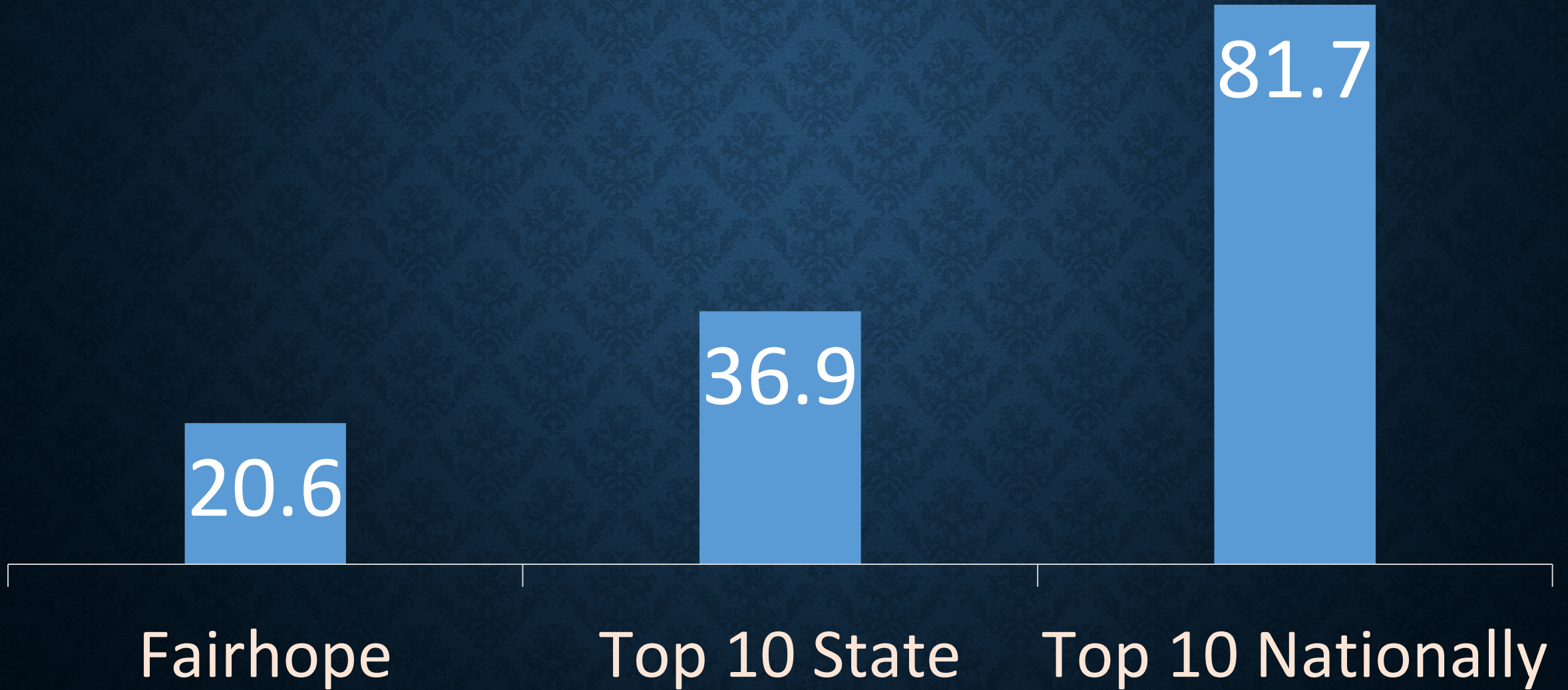


- ✓ College Readiness
- ✓ Student/Teacher Ratio
- ✓ ACT Scores
- ✓ Graduation Rates
- ✓ AP/IB scores
- ✓ Per Pupil Expenditures
- ✓ Math/Reading Scores
- ✓ Enrichments/Electives
- ✓ Pre-K Preparation



# COLLEGE READINESS INDEX

BASED ON AP EXAM PERFORMANCE



# FAIRHOPE HIGH SCHOOL ACT SCORES

<b>School Year</b>	<b>FHS Average</b>	<b>AL Average</b>	<b>Nat'l Average</b>	<b>Percentage of Seniors who Took</b>
2010	22.1	20.3	21.0	***
2011	22.5	20.3	21.0	28%
2012	22.8	20.3	21.1	31%
2013	22.4	20.4	20.9	34%

# FAIRHOPE HIGH SCHOOL

<b>School Year</b>	<b>Graduation Rate</b>
2010	65%
2011	82%
2012	82%
2013	86%
2014	86%

# FAIRHOPE HIGH SCHOOL ADVANCED PLACEMENT (AP)

<b>School Year</b>	<b>#Tests Passed/ # Tests Taken</b>	<b>%</b>
2010	81 / 254	32%
2011	80 / 188	43%
2012	104 / 195	53%
2013	87 / 184	47%
2014	195 / 529	37%

# FAIRHOPE HIGH SCHOOL INTERNATIONAL BACCALAUREATE (IB)

<b>School Year</b>	<b>Diplomas issued / Seniors in IB program</b>	<b>%</b>
2011	15 / 18	83%
2012	22 / 31	71%
2013	20 / 29	69%
2014	7 / 18	39%



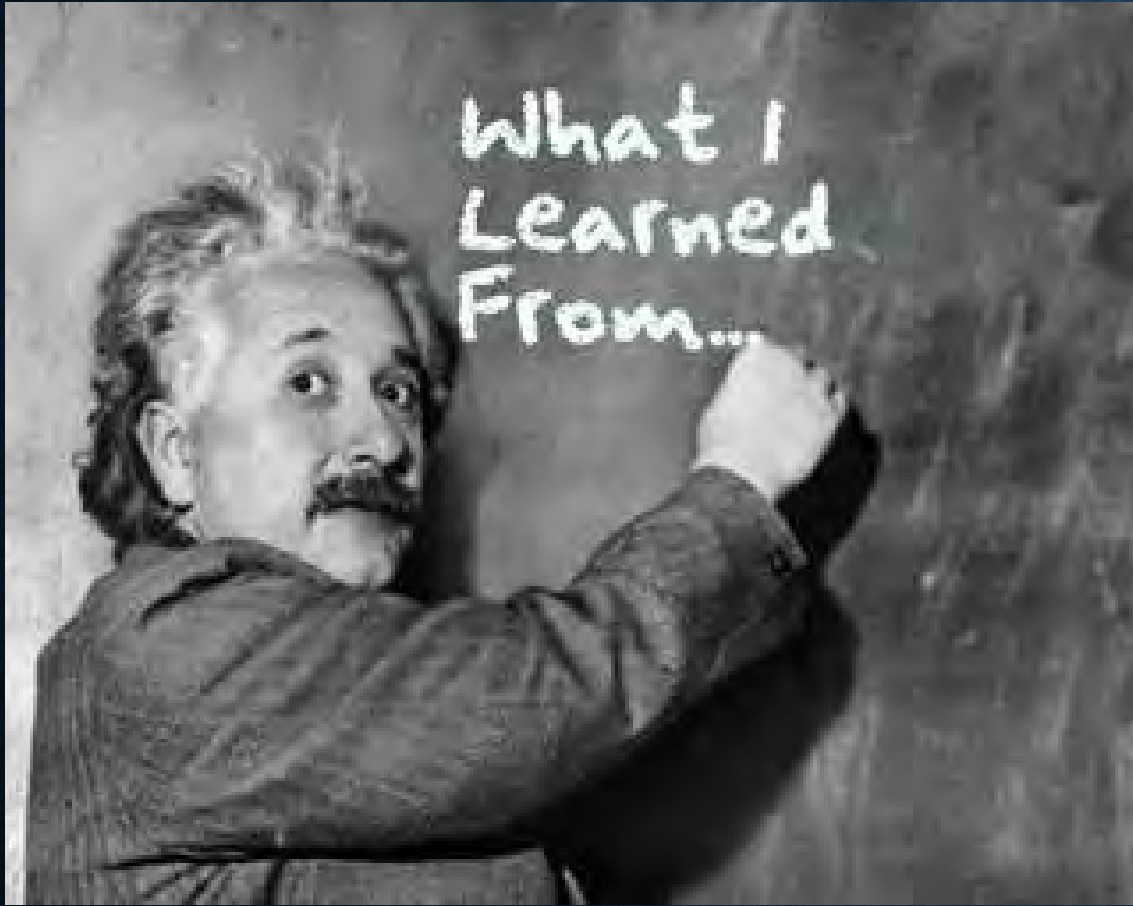
# \*WHAT DO THE HIGHEST RATED SCHOOLS IN ALABAMA SPEND ON STUDENTS?

- Mountain Brook \$11,612
- Homewood \$12,008
- Auburn \$ 8,961
- Grissom \$ 9,599
- Hartselle \$ 8,408
- Bob Jones \$ 8,733
- Ramsey \$10,593
- Vestavia \$10,138
- Athens \$10,034
- Winfield \$ 8,366

Baldwin County  
\$8,030

\*Top Ten ranking based on U.S. News *Best High Schools*





**FAIRHOPE CITIZENS ARE  
HIGHLY EDUCATED**

**FAIRHOPE PARENTS AND  
STUDENTS SEE BEYOND  
HIGH SCHOOL**

**THE EAC IS MEASURING  
AND MONITORING THIS  
FOR OUR COMMUNITY**



# FUNDING FAIRHOPE'S FUTURE IN EDUCATION

Are we providing  
clear direction?



Are we making  
progress?

Does our funding make a difference?

# **SCHOOL:COMMUNITY CULTURE**

## **FOUR PREREQUISITES OF PROGRESS**

- Understanding
- Trust
- Permission

• **Support!**

**TRANSITION SLIDE TO INTRODUCE DR.  
SEMOON CHANG**

- *Given the results of the March 31<sup>st</sup> referendum vote on property tax, do you think academics in the Fairhope feeder pattern will be better, worse, or unchanged in 5 years?*

- *Over the last three years, the City of Fairhope has given nearly \$2.5 million to Fairhope schools in cash and in-kind services. If you were an elected city official, what steps would you take to ensure that excellence in education is a top priority in the Fairhope schools?*

# Key Issues in Baldwin County When Public Schools are Under-Funded

---

For the City of Fairhope  
Education Advisory Committee

by  
Semoon Chang  
[semoonchang.com](http://semoonchang.com)  
May 12, 2015

---

# First...

---

- Looking at the **Impact of Public Schools** in Literature
  - See, for details: “Proposed Millage Increase for Baldwin County Public Schools: Economic Analysis”
  - [www.bcbe.org/changreport](http://www.bcbe.org/changreport)
-

**Crime Rate**

**Unemployment Rate**

**Property Value**  
**Personal Income**  
**Community Development**

# Higher Property Value

---

- ❑ Proximity to quality schools;
  - ❑ School districts with higher expenditures per pupil;
  - ❑ School districts that spend more per pupil; and
  - ❑ [St. Louis metro data] Premiums on house prices are strongly associated with high-quality schools.
-



## Public Education on **Crime**: 2004 study by Lochner and Moretti in **Amer Econ Review**

---

- ❑ One year increase in average education level reduces arrest rates by 11% or more;
  - ❑ Ten percentage point increase in HS graduation rates reduces arrest rates by 7-9%;
  - ❑ One year increase in average years of schooling reduces both property and violent crimes by about 11-12 percent; and
  - ❑ One percentage point increase in high school graduation rates saves more than \$3,000/yr of taxpayer dollars per additional male graduate.
-

# Regression **Analysis of 67 Alabama** County Public School Systems

---

- ❑ The greater the share of **local revenue** out of total revenue of a school system, the greater the percentage of students who **complete high school**;
  - ❑ A one percentage point increase in residents with a **bachelor's degree** will lead to an increase in **local revenues** per student by \$42.65 each year;
  - ❑ High local **property values** and **local revenue per student** are positively related.
-

# To summarize:

## Greater local support leads to...

---

- ❑ Higher graduation rate
  - ❑ Higher property value
  - ❑ Lower crime rate
  - ❑ **Not in literature:**
    - **Services for daily life (plumbing, car repair, refrigerator, heating, air con, TV repair, etc**
    - **Usually done by local HS graduates!**
-

How is local support for BCPSS?



# National perspective

---

- Alabama ranks **44th** in local revenues per ADM, 43rd in local expenditures per ADM. (Source: U.S. Department of Education, National Center for Education Statistics, Common Core of Data, "National Public Education Financial Survey," 2010-11, v.1a)
  - If BCPSS is not ranked high within Alabama, the current low ranking of BCPSS indicates a **near bottom** ranking when compared to school systems for the rest of the country.
-

# Pre-referendum check list

---

- Is Baldwin County one of leaders in Alabama, **economically and socially**?
  - Is the **support** of Baldwin County for its public schools one of highest?
  - How does the ranking change when **penny tax** is included?
  - How does the state **Foundation Program** affect the funding of the Baldwin County public schools?
-

Let me introduce:

## Property tax equivalent (PTE)

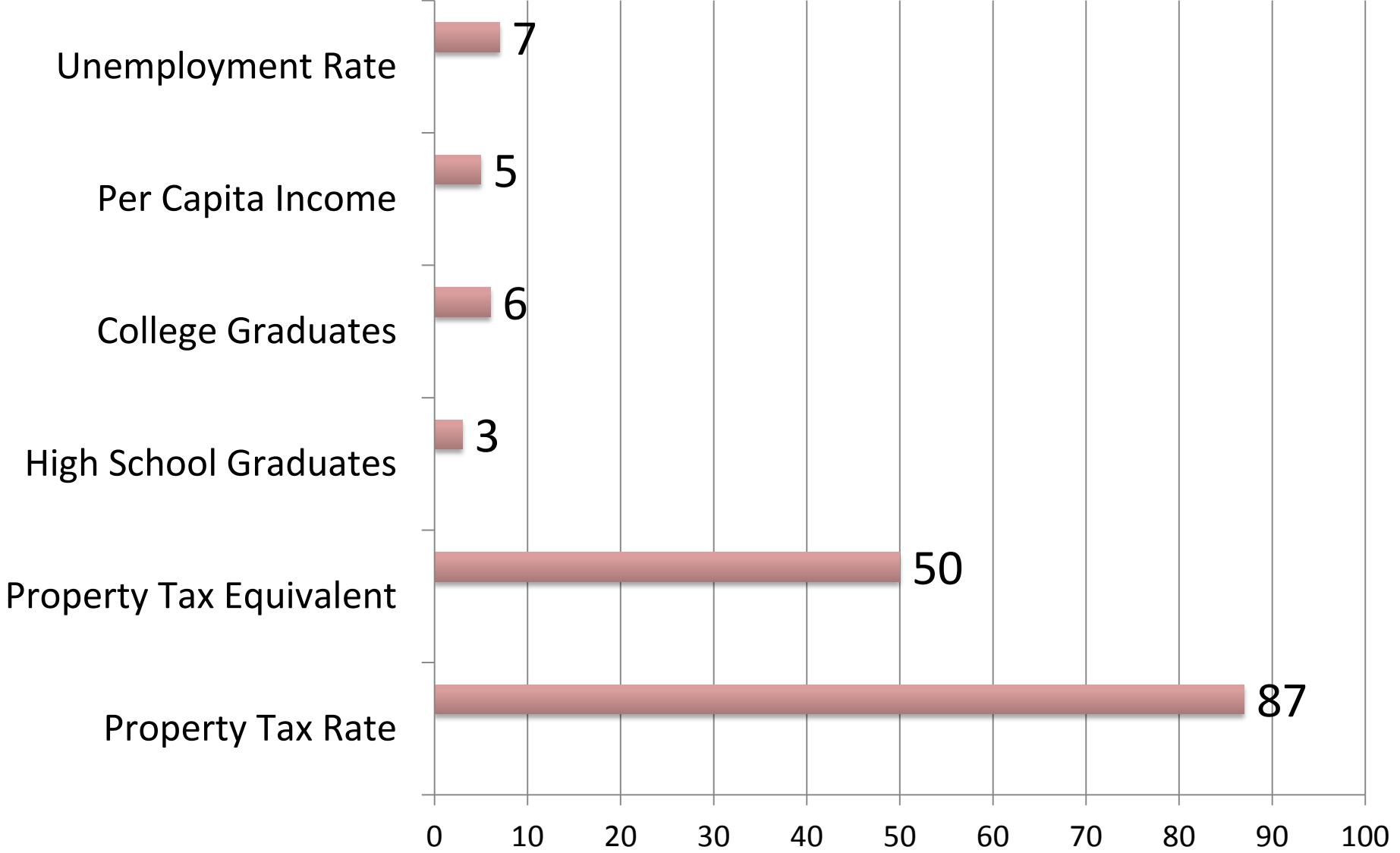
---

- Hypothetical property tax rate based on the assumption that the amount derived from **property tax and all other tax sources (e.g. penny tax) is ALL coming from property tax:**

- $$\text{PTE} = (R^{\text{PT}} + R^{\text{OS}}) / \text{AV}$$

---

# Rankings of Baldwin County (67) and Baldwin County Public School System (135)



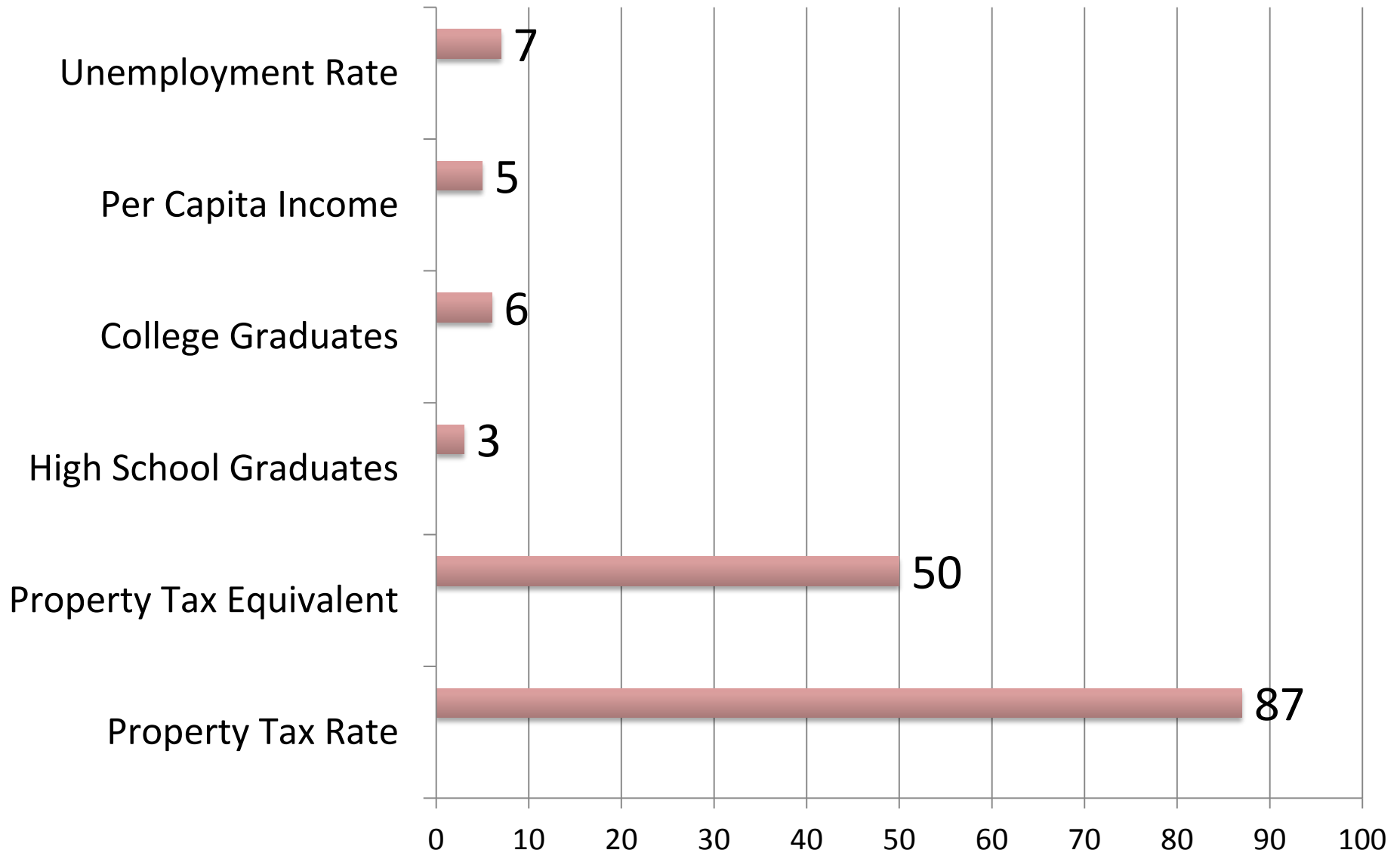


# Now, let me introduce Foundation (Equity) Program

---

- Equity
    - collect 10-mill in local property tax
    - distribute to all school systems solely based on ADM
  - BCPSS FY 2014 (applies to 10 mills)
    - **\$127.23 per ADM** (6th highest out of 134 reporting systems)
    - received only **\$64.18 per ADM**
-

# When adjusted for equity funding, the 50<sup>th</sup> and 87<sup>th</sup> Rankings should be LOWER!



# To summarize rankings of local support for BCPSS

---

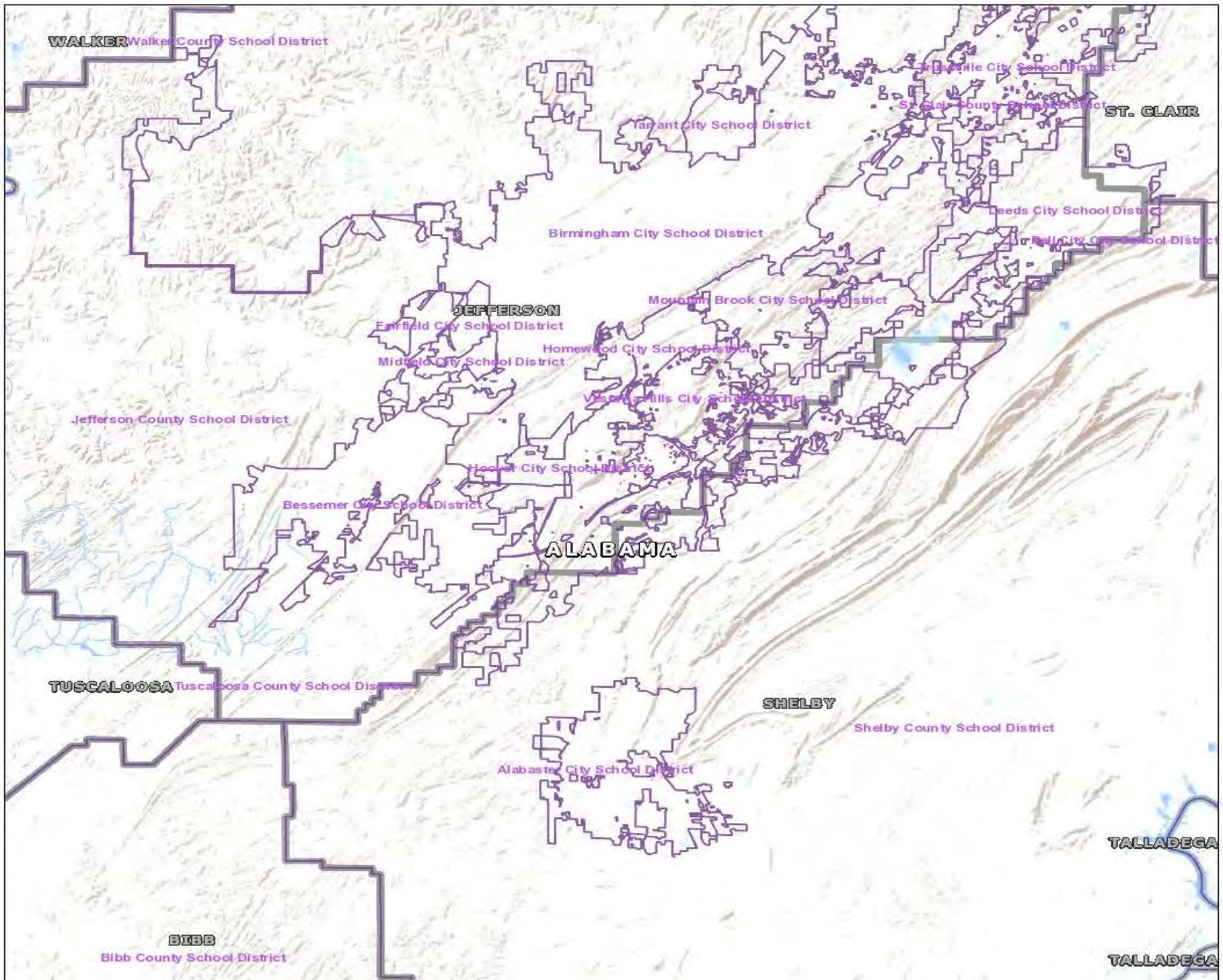
- Pre-referendum without equity funding
    - Property tax **87<sup>th</sup>**
    - Property tax equivalent **50<sup>th</sup>**
  - Pre-referendum with equity funding
    - Property tax **below 87<sup>th</sup>**
    - Property tax equivalent **below 50<sup>th</sup>**
  - Post-referendum rankings
    - **I do not believe you want to know!**
-

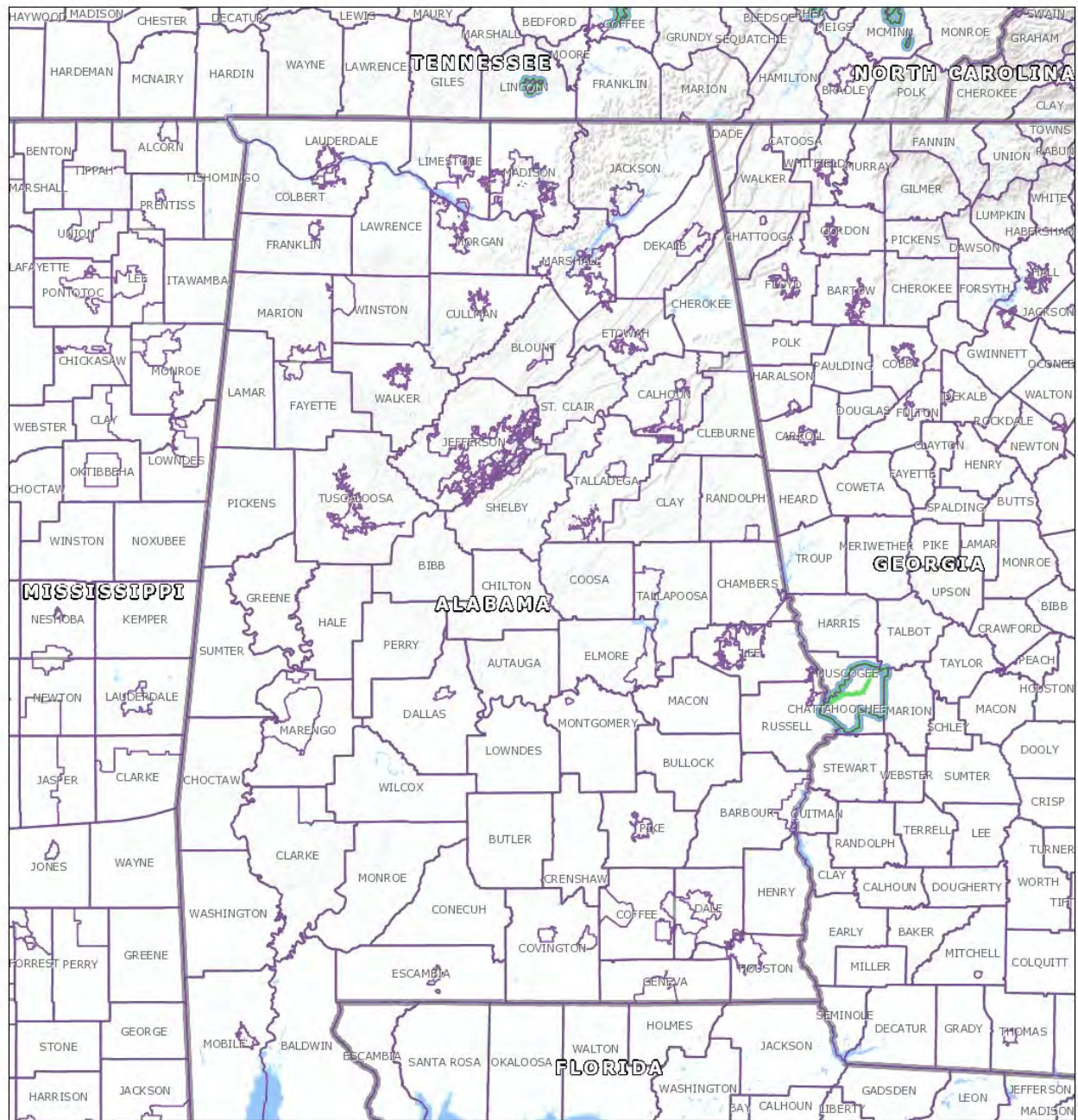
# When County-Wide Public Schools Are Under-Funded...

---

- Two possible developments
    - Multiple public school systems within a county
    - More private schools
  - Look at Jefferson County:
-

# TIGERweb

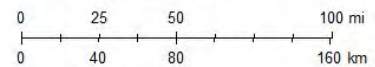




January 17, 2015

1:2,311,162

- States
- Counties
- Unified School Districts



# Is it bad to have multiple school systems?

---

## □ Advantages (1)

- Some systems in wealthy neighborhoods will have greater local support

## □ Disadvantages (3)

- **Some systems in poor neighborhoods suffer lower support!**
- **Costly due to diseconomies of scale**
- **Foundation program takes a greater bite out of local taxes!**

## □ Let me explain this last point

---

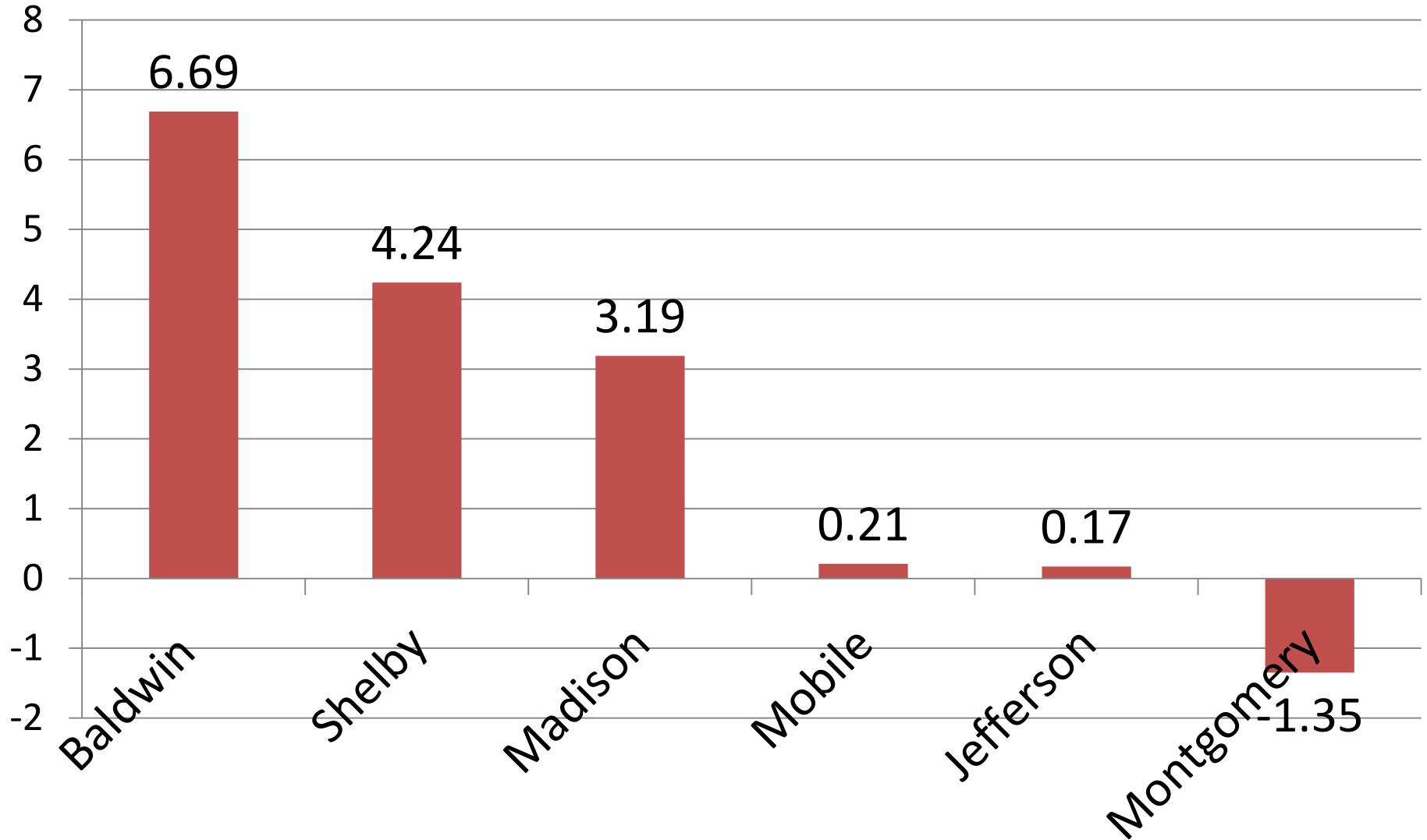
# Foundation Program: Case of Baldwin County

---

- One school system
    - Takes away: **\$127** per ADM
    - Gives back: **\$64** per ADM (loss of \$63)
  - Separate school system in wealthy Orange Beach or Fairhope
    - Takes away: **more than \$127** per ADM
    - Because of higher property values
    - Gives back: **\$64** per ADM (loss > \$63)
-



# Note: Growth Rates of Population by County 2010 to 2013 in Percent



A close-up photograph of Barack Obama, looking directly at the camera with a serious expression. He is wearing a dark suit, a white shirt, and a red and blue striped tie. His right hand is raised, with his index finger pointing directly at the viewer. He is wearing a gold ring on his ring finger and a watch on his left wrist. The background is dark and out of focus.

**SHAME**

**ON YOU**

- The fastest growing county
- Near the bottom of local support for public schools!
- If you do not like Prez.....



# Making financial support for BCPSS more plausible

---

- ❑ Local preference policy
  - ❑ School facilities as community gathering place
  - ❑ Revenue sources that require no referendum – **last resort?**
  - ❑ Donation to local schools within BCPSS: no **equity** fund impact
-

# Local Preference Practices in Counties (not school systems) Reviewed

---

- ❑ Alameda County (California)
  - ❑ Charlotte & Surrounding Counties (Florida)
  - ❑ Collier (Florida)
  - ❑ Hamilton County (Chattanooga – Tennessee)
  - ❑ Lee (Florida)
  - ❑ Los Angeles County (California)
  - ❑ Manatee County (Florida)
  - ❑ Miami-Dade County (Florida)
  - ❑ Monroe County (Florida)
  - ❑ Multnomah County (Oregon near Portland)
  - ❑ Sacramento County (California)
  - ❑ Sarasota County (Florida)
-

# Local Business Preference: Practices in bids/purchases

---

- ❑ Limit their preference to businesses that have **business licenses** with the county and are **located within** their county limits.
  - ❑ Percentage preference given to local businesses often ranges between **five to ten percent**.
-

# Allow community meetings at school facilities



# Revenue Sources (without referendum: **need study**)

---

- Business licenses
- Sales tax
- Car tags: Unit v. Value
- Utilities
- Income tax (**earning licenses**)
- Miscellaneous fees, etc
- Finally, a beautiful place.....**





**Thank you!**  
**[semoonchang.com](http://semoonchang.com)**