

**ADDENDUM NUMBER TWO  
JOHN MARTIN NATURE CENTER**

Issued: 19 July 2024  
Bid Date: 1 August 2024 at 10:00 AM

This Addendum forms part of the Contract Documents and modifies the original Bid Documents dated June 28, 2023. Acknowledge receipt by inserting its number on the Bid Proposal Form. Failure to do so may subject Bidder to disqualification. Drawings and Specifications for the above project are hereby amended as follows:

RESPONSES TO RFI's

5. Provide more detail on building signage requirements.
  - SEE REVISED SHEET XXX FOR BUILDING SIGNAGE DETAILS
  - BASIS OF DESIGN FOR ROOM SIGNAGE
6. When was the building built?
  - WE DON'T HAVE A CLEAR DATE FOR WHEN THE ORIGINAL HOME WAS BUILT, BUT A MAJOR RENOVATION INCLUDING A SIGNIFICANT ADDITION WAS COMPLETED IN 1993.
7. What material is specified for the new countertops?
  - SEE CABINET NOTES SHEET A4.2 FOR MATERIAL, THICKNESS AND EDGE DETAIL.
8. Provide more detail on room signage and building signage.
  - SEE REVISED SHEETS A6.1 AND A7.1 FOR BUILDING AND ROOM SIGNAGE DETAILS
9. Will we be required to remove all drywall and install hurricane strapping to current code.
  - THAT IS NOT ANTICIPATED, OUR ENGINEER IS INSPECTING THE LOAD PATH TO CONFIRM. IF ADDITIONAL STRAPPING IS REQUIRED THAT WILL BE CLARIFIED IN A FUTURE ADDENDUM OR A CHANGE ORDER.

CLARIFICATIONS

1. BASIS OF DESIGN FOR CEILING FAN IS HAIKU, L LED, ENERGY STAR CERTIFIED 52" CEILING FAN, IN CAMEL WITH BLACK COLOR, OR APPROVED EQUAL.
2. BASIS OF DESIGN FOR TOILET PARTITIONS IS THROUGH COLOR PHENOLIC IN PHANTOM ECRU BY GENERAL PARTITIONS OR APPROVED EQUAL.
3. BASIS OF DESIGN FOR ROOM SIGNAGE IS LEGNA ADA BRAILLE ROOM SIGNAGE WITH WOOD ACCENT BY OFFICE SIGN COMPANY.

4. SEE ATTACHED MEETING MINUTES AND SIGN IN SHEET FROM PREBID.
5. SEE ATTACHED SITE PLAN FROM FLYING CREEK NATURE PRESERVE SHOWING PARKING THAT WILL BE CONSTRUCTED ADJACENT TO THE NATURE CENTER AS PART OF THE NATURE PRESERVE PROJECT.

**JOHN MARTIN NATURE CENTER**  
MANDATORY PRE-BID CONFERENCE  
MEETING NOTES

**07.18.2024**

1. INTRODUCTION OF ATTENDEES

- Owner's Representative Richard Johnson
- Park Ranger Justin Hammers
- Architect of Record WATERSHED

2. INTRODUCTION OF PROJECT

- Scope of Renovations
- Alternates and Allowances
- Grant funded items

3. SITE EXAMINATION

- Access to the building will be provided on 7/19, 7/22, and 7/23 from 9 am – 11 am

4. DEADLINE FOR RFI'S

- Thursday July 25,2024 at 10:00 am

5. BID OPENING

Date: Thursday, August 1, 2024

Time: 10:00 AM local time

Location: City Services and Public Utilities Building 555 South Section Street  
Fairhope, Alabama 36532

6. BID INSTRUCTIONS

a. Preparation & Delivery

- It is the Contractor's responsibility to make sure bid is complete per the Contract Documents.
- It is the Contractor's responsibility to make sure bids are delivered and received at the designated location on the date and time stated in advertisement for bid or subsequent addenda.

b. Bid Form

- No alterations shall be made to COF bid proposal form.
- Please note Federal Procurement Compliance table for grant funded items

c. Qualifications

- Each Bidder shall present evidence of its experience with similar work, qualifications, and financial ability to carry out the terms of the Contract.
- Bidders must provide current GC License and a local business license

d. Bid Security

- Bid Bond is required, see Bid Instructions

e. Subcontractors & Suppliers Submittal

- Solicitation of Minority & Women’s Business Enterprises for subcontractors is highly encouraged and documentation of good faith efforts will be required to be submitted by the lowest, responsive bidder.
- The low bidder shall submit a complete list of major subcontractors and suppliers along with other required documentation with Notice of Award.
- No substitutions of any subcontractor or supplier identified with the bid or in the subsequent listing will be allowed without written request and approval by the Owner, whose decision shall be final.
- Refer to Instructions to Bidders.

g. Addenda

- Minutes of Pre-Bid and any other pertinent items discussed shall be issued as Addendum following current sequence. Additional addenda can be issued throughout the bid process and will continue to be issued as warranted.
- All questions should be in writing. Responses will be sent to all bidders. Any pertinent questions that may be asked during site walk-through or site visits should be followed up in writing. Any verbal answers provided should be considered nonbinding.

7. POST-AWARD

- Upon Notice of Award, the lowest, responsive bidder will be required to submit the documentation indicated on the Notice of Award to the owner.
- Owner and legal representatives will review all documentation. Contract will not be executed and Notice to Proceed will not be issued until approval.

8. INSURANCE Per the Bid Instructions

9. ANTICIPATED SCHEDULE, PROGRESS, AND COMPLETION

- Anticipated Mobilization – September 2024, to be confirmed.
- GC Responsible for submitting for Building Permit, PERMIT FEES ARE WAIVED
- GC responsible for scheduling Preconstruction & Premobilization meetings
- Substantial Completion to be 300 days from Notice to Proceed

10. PROJECT OBSERVATION

- GC required to maintain onsite supervision at all times that work is being performed, through designated site superintendent.

#### 11. INSPECTIONS

- Comply with all inspections required by the City of Fairhope

#### 12. EXISTING CONDITIONS / COORDINATION

- SWPP / Tree Protection / Limits of Site Disturbance
- Existing Utilities
  - COF IS BRINGING IN A 6" WATER LINE TO SERVE THE BUILDING AND INSTALLING A FIRE HYDRANT AT THE ADJACENT PARKING LOT. COF IS ALSO INSTALLING A GRINDER PUMP. CONTRACTOR WILL BE RESPONSIBLE FOR PROVIDING POWER TO THE GRINDER PUMP AND MAKING CONNECTIONS TO THE UTILITIES.
- Security
- Coordination with Park Project
  - A SITE PLAN FROM THE PARK PROJECT WILL BE PROVIDED TO AID IN COORDINATION. THE PARK PROJECT IS MOBILIZING AT THE END OF JULY. THE NATURE CENTER IS ANTICIPATED TO MOBILIZE IN SEPTEMBER. WATERSHED AND COF WILL ASSIST IN COORDINATION

#### 13. QUESTIONS & COMMENTS

SEE ADDENDUM #2 FOR ANSWERS TO QUESTIONS RAISED IN PREBID.  
SEE ATTACHED LIST OF ATTENDEES.



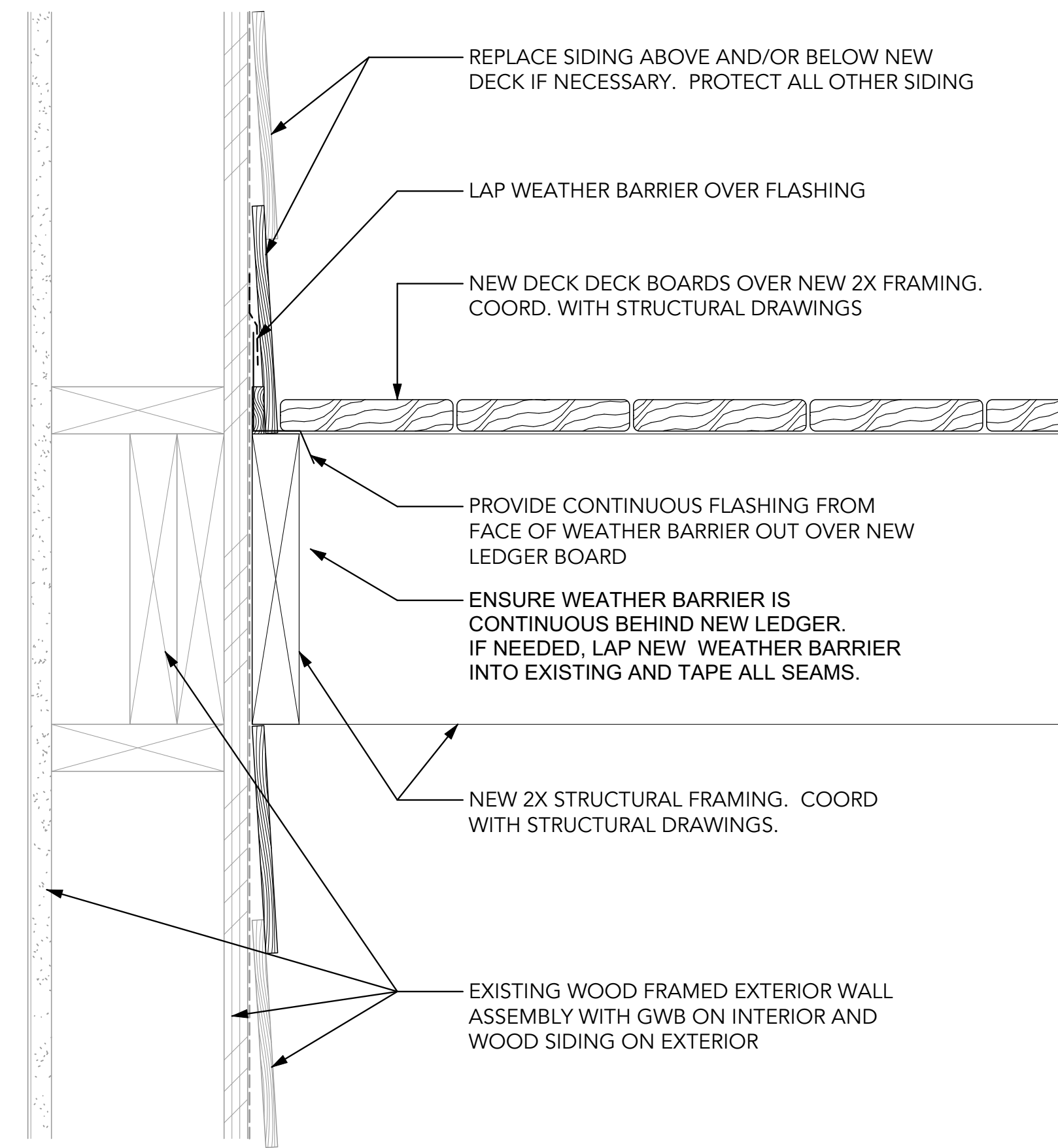
**CITY OF FAIRHOPE, ALABAMA**  
**PRE-BID MEETING**

Meeting Date: 07/18/24 at 10:00 p.m.

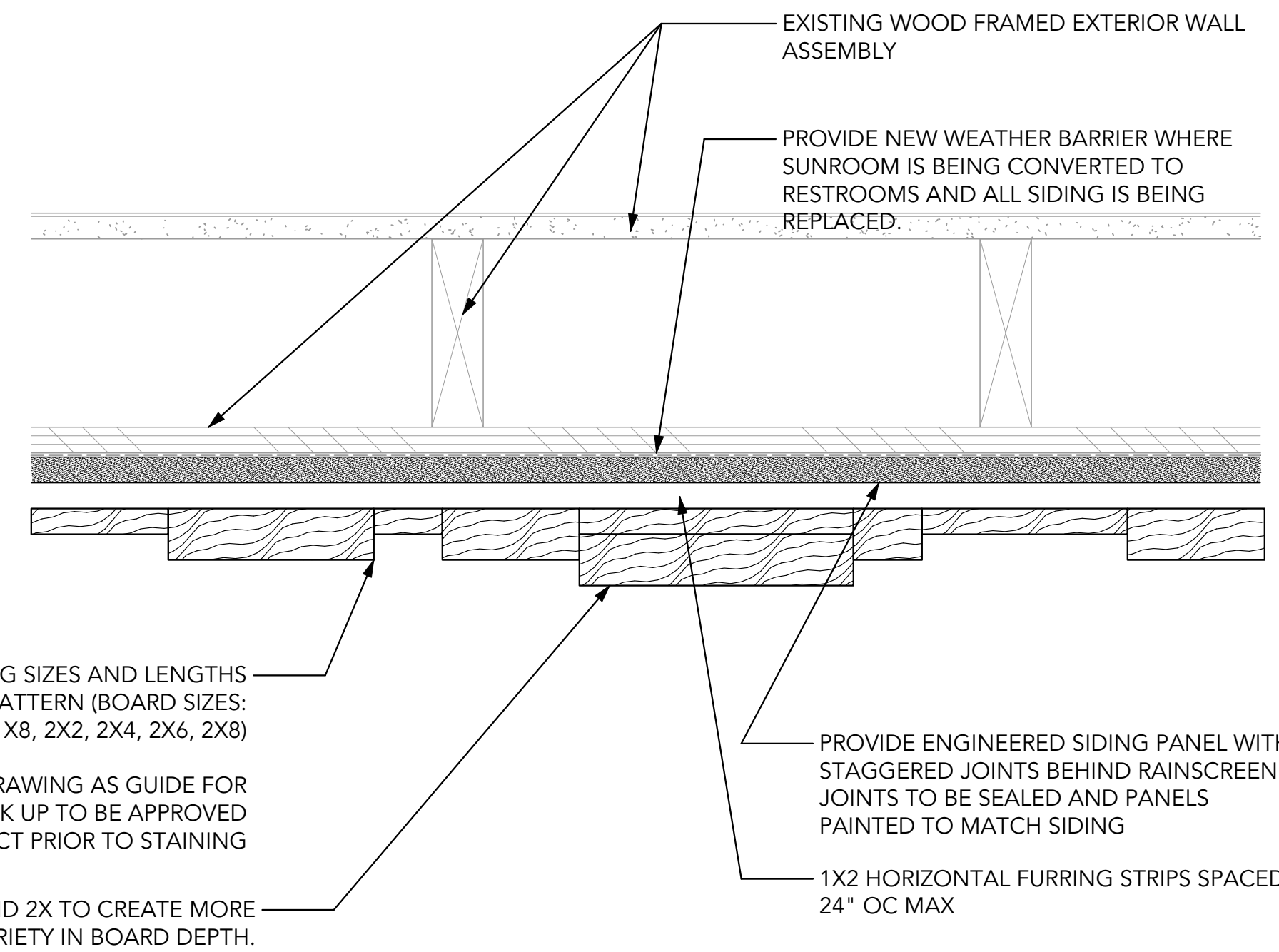
Bid No. 24-053-2024-PWI-010 John Martin Nature Center

Representative's Name	Company	Phone	Email
Erin Wolfe <i>EW</i>	City of Fairhope – Purchasing Dept.	251-279-6231	<a href="mailto:Erin.Wolfe@FairhopeAL.gov">Erin.Wolfe@FairhopeAL.gov</a>
Rhonda Cunningham <i>RC</i>	City of Fairhope – Purchasing Dept.	251-990-0118	<a href="mailto:Rhonda.Cunningham@FairhopeAL.gov">Rhonda.Cunningham@FairhopeAL.gov</a>
Richard Johnson <i>RJ</i>	COF – City Engineer	251-929-0360	<a href="mailto:Richard.Johnson@FairhopeAL.gov">Richard.Johnson@FairhopeAL.gov</a>
<del>George Ladd</del>	<del>COF – Public Works Director</del>	<del>251-928-8003</del>	<del><a href="mailto:George.Ladd@FairhopeAL.gov">George.Ladd@FairhopeAL.gov</a></del>
<del>John Thomas</del>	<del>COF – Assistant Public Works Director</del>	<del>251-928-8003</del>	<del><a href="mailto:John.Thomas@FairhopeAL.gov">John.Thomas@FairhopeAL.gov</a></del>
Amy Lynch <i>AL</i>	City Of Fairhope - Purchasing Dept	251-517-5012	<a href="mailto:Amy.lynch@fairhopeAL.gov">Amy.lynch@fairhopeAL.gov</a>
Justin Hammers <i>JH</i>	City Of Fairhope- Park Ranger	251-517-5012	<a href="mailto:Justin.hammers@FairhopeAL.gov">Justin.hammers@FairhopeAL.gov</a>
Nicole Love <i>NL</i>	City Of Fairhope- Grants Coordinator	251-517-5011	<a href="mailto:Nicole.Love@FairhopeAL.gov">Nicole.Love@FairhopeAL.gov</a>
Shannon DeLaFosse	Dyas Construction Management LLC	251-721-1342	<a href="mailto:sladafosse45@gmail.com">sladafosse45@gmail.com</a>
Jonathon Swann	Dyas Construction Management LLC	251-990-9100	<a href="mailto:jdswann87@gmail.com">jdswann87@gmail.com</a>
David Hudgens	" " " " " "	" " " " " "	<a href="mailto:dehudgens@gmail.com">dehudgens@gmail.com</a>
Randy Martin	BCM Moring	251-656-0091	<a href="mailto:rmartin@bcmmoring.com">rmartin@bcmmoring.com</a>
J D Dyes	DYAS Const	251 990 9100	<a href="mailto:jddyas@gmail.com">jddyas@gmail.com</a>

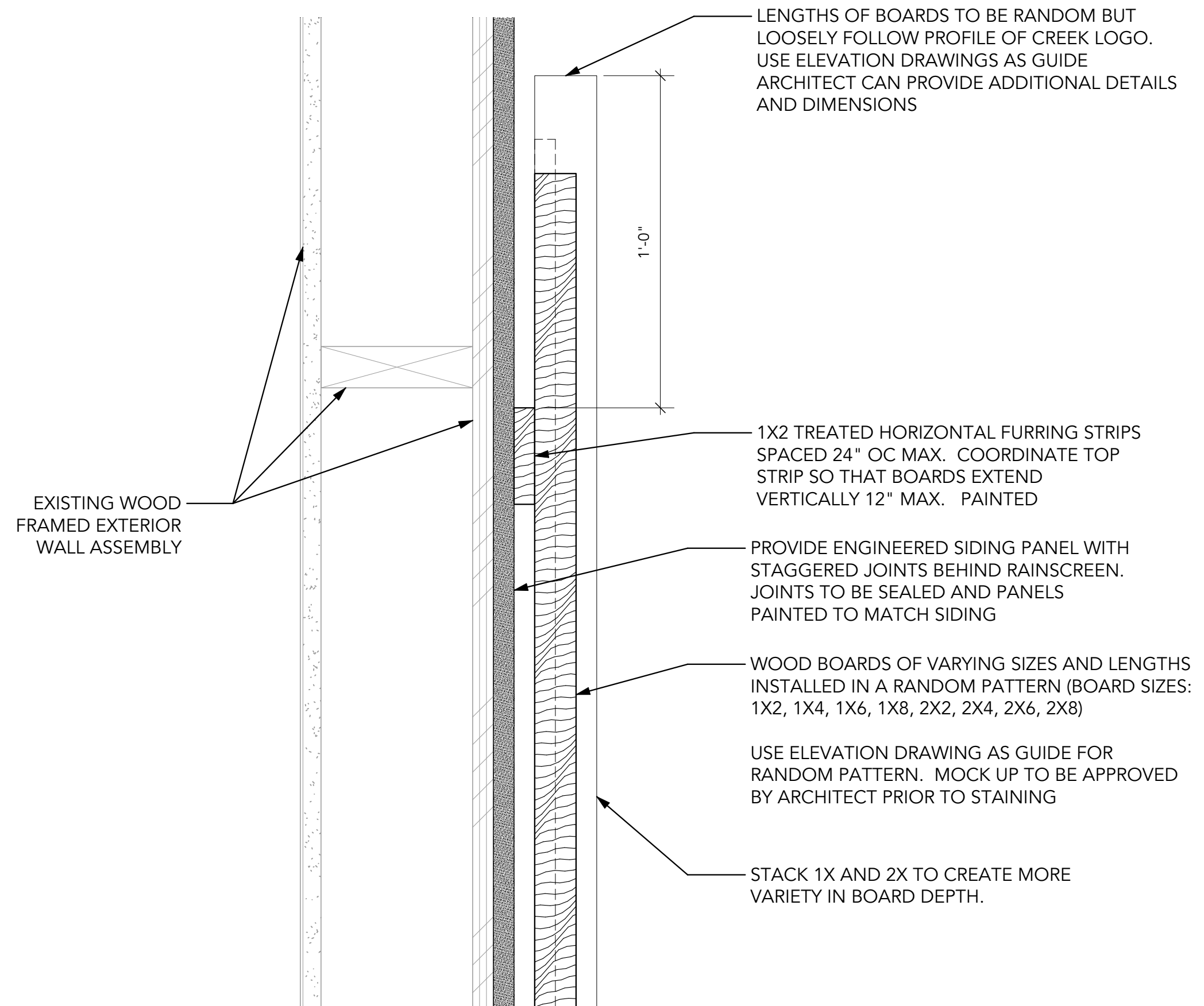
Representative's Name	Company	Phone	Email
Ben Radcliff III	RADCLIFF	251-666-7252	ben3@benradcliff.com
Blake Hanson	RH Deas Building Co	251-605-6890	blake@rhdeasbuildingco.com
Kaitlin Kirby	Rogers & Willard	251-222-8687	kkirby@rogerswillard.com
Garrett Colvin	Rogers Willard	251-604-2975	gcolvin@rogerswillard.com
Joseph Payne	J Payne Organization	251-454-1154	J.Payne@Live.com
Lane Otto	Klarman & Day	251-376-0955	loto@kdt-gc.com
Austin Basarge	Trotter Construction	251-776-0213	Austin@TrotterConstruction.net
DUSTIN DAY	KLARMAN & DAY	205-999-5900	dday@kdt-gc.com
RONNIE JOHNSON	RE JOHNSON GC	251 408 2205	rjohnson@rejohnsongc.com
Nick Klarman	KLARMAN & DAY	251-652-5060	nklarman@k-d-gc.com
Chad Rhodes	Del-Con	251-604-8266	chadr@del-con.com
ANTHONY J. GARCIA	WATERSHED	251-928-0514	anthony@watershed.pro




**1** **EDGE OF DECK FLASHING DETAIL**  
Scale: 3" = 1'-0"



**2** **SIDING PLAN DETAIL AT FRONT SIGNAGE**  
Scale: 3" = 1'-0"



**3** **SIDING SECTION DETAIL AT FRONT SIGNAGE**  
Scale: 3" = 1'-0"



**4** **BUILDING SIGN DETAIL**  
Scale: 1" = 1'-0"



WATER SHED

www.watershed.pro  
302 Magnolia Avenue Fairhope, AL 36532. p. 251.929.0514

JOHN MARTIN NATURE CENTER  
CITY OF FAIRHOPE

22430 MAIN STREET  
FAIRHOPE, AL

NOT FOR CONSTRUCTION	
Date Issued:	JUNE 28, 2024
ISSUED FOR BID	
REVISION SCHEDULE	
DATE	NO. DESCRIPTION
24.07.19	1 ADDENDUM 2

A6.1

DETAILS

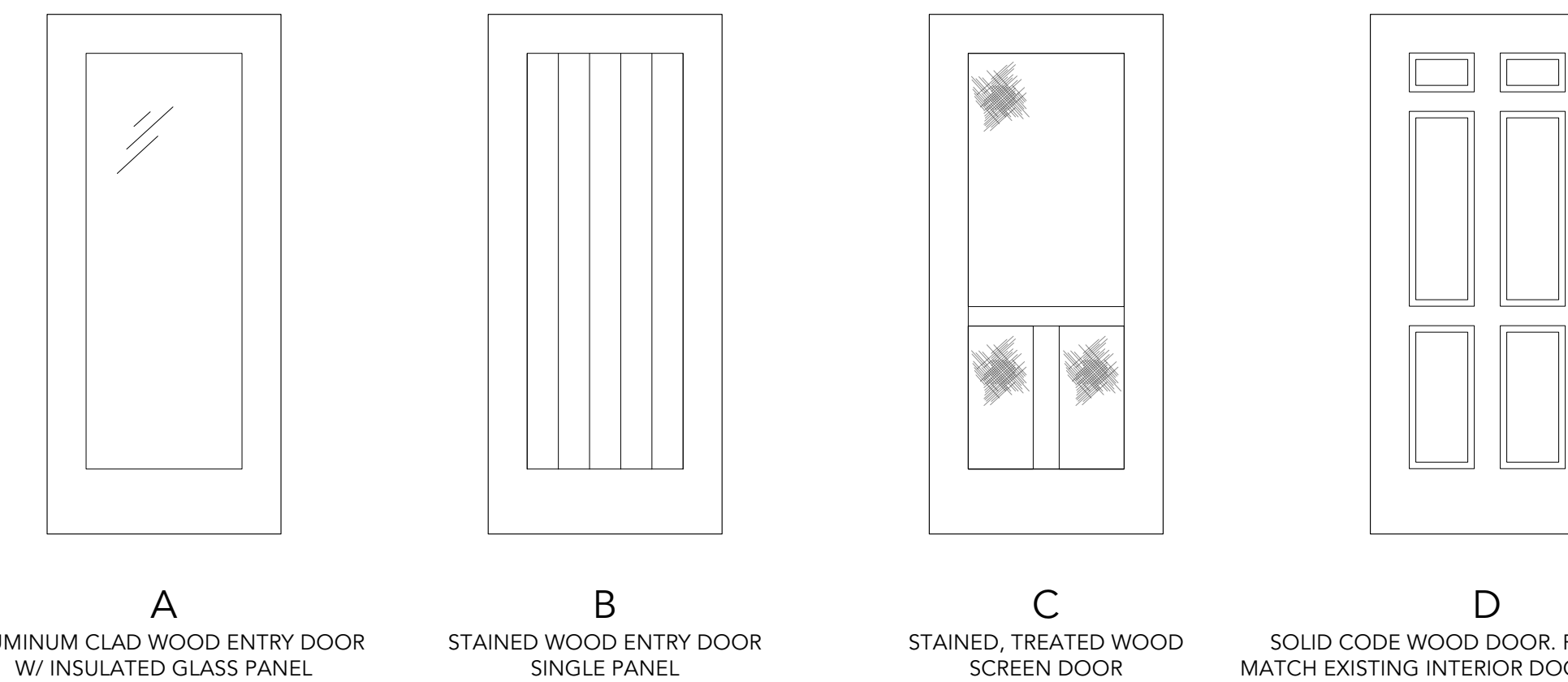
WINDOW SCHEDULE - NEW					
TYPE / ELEVATION	MARK	QTY	WIDTH	HEIGHT	NOTES
	W-01	3	2'8"	5'5"	PROVIDE TRANSLUCENT FABRIC IMPACT PROTECTION SYSTEM
	W-02	1	2'8"	5'5"	FROSTED GLASS, PROVIDE TRANSLUCENT FABRIC IMPACT PROTECTION SYSTEM

WINDOW SCHEDULE - EXISTING					
TYPE / ELEVATION	MARK	QTY	WIDTH	HEIGHT	NOTES
	WX-01	37	2'8"	5'5"	---
	WX-02	1	2'8"	5'5"	FROSTED GLASS, PROVIDE TRANSLUCENT FABRIC IMPACT PROTECTION SYSTEM
	WX-03	3	2'8"	7'0"	PROVIDE TRANSLUCENT FABRIC IMPACT PROTECTION SYSTEM
	WX-04	1	2'0"	3'0"	PROVIDE TRANSLUCENT FABRIC IMPACT PROTECTION SYSTEM
	WX-05	2	2'8"	1'0"	PROVIDE TRANSLUCENT FABRIC IMPACT PROTECTION SYSTEM
	WX-06	1	3'6"	3'6"	PROVIDE TRANSLUCENT FABRIC IMPACT PROTECTION SYSTEM
	WX-07	1	6'6"	3'6"	PROVIDE TRANSLUCENT FABRIC IMPACT PROTECTION SYSTEM
	WX-08	1	1'0"	3'6"	PROVIDE TRANSLUCENT FABRIC IMPACT PROTECTION SYSTEM
	WX-09	1	2'8"	2'8"	PROVIDE TRANSLUCENT FABRIC IMPACT PROTECTION SYSTEM

DOOR SCHEDULE - NEW							
MARK	TYPE	NOMINAL SIZE			MATERIAL	HARDWARE	NOTES
		WIDTH	HEIGHT	THICKNESS			
D-01	B	3'0"	6'8"	1 3/4"	STAINED WD, GLASS	ENTRY-2	OUTSWING, FIXED SIDELIGHTS, SIZED TO FIT EXISTING OPENING
D-02	A	3'0"	6'8"	1 3/4"	AL CLAD WD, GLASS	ENTRY-1	OUTSWING, REEDED GLASS
D-03	D	3'0"	6'8"	1 3/8"	PAINTED WOOD	OFFICE	180 HINGE WITH HOLD-OPEN STOP
D-04	D	3'0"	6'8"	1 3/8"	PAINTED WOOD	PASSAGE	
D-05	D	3'0"	6'8"	1 3/8"	PAINTED WOOD	PASSAGE	
D-06	A	3'0"	7'0"	1 3/8"	AL CLAD WD, GLASS	ENTRY-1	
D-07	C	3'0"	7'0"	1 1/8"	STAINED WD, SCREEN	SCREEN DOOR	
D-08	A	6'0"	6'8"	1 3/4"	AL CLAD WD, GLASS	ENTRY-2	PAIR, OUTSWING, ONE SIDE FIXED
D-09	D	3'0"	7'0"	1 3/8"	PAINTED WOOD	PRIVACY	
D-10	D	3'0"	7'0"	1 3/8"	PAINTED WOOD	PRIVACY	

DOOR SCHEDULE - EXISTING						
MARK	NOMINAL SIZE			MATERIAL	HARDWARE	NOTES
	WIDTH	HEIGHT	THICKNESS			
DX-01	2'8"	6'8"	1 3/8"	WD	PASSAGE	REPLACE LOCKSET ONLY
DX-02	3'0"	6'8"	1 3/8"	WD	OFFICE	REPLACE LOCKSET ONLY
DX-03	2'8"	6'8"	1 3/8"	WD	PASSAGE	REPLACE LOCKSET ONLY
DX-04	2'6"	6'8"	1 3/8"	WD	OFFICE	REPLACE LOCKSET ONLY
DX-05	2'8"	6'8"	1 3/8"	WD	OFFICE	REPLACE LOCKSET ONLY
DX-06	2'6"	6'8"	1 3/8"	WD	PASSAGE	REPLACE LOCKSET AND DAMAGED HINGES
DX-07	3'0"	6'8"	1 3/8"	STEEL	SERVICE ENTRY	REPLACE LOCKSET, PROVIDE IMPACT PROTECTION
DX-08	3'0"	6'8"	1 3/8"	WD	OFFICE	REPLACE LOCKSET ONLY
DX-09	3'0"	6'8"	1 3/8"	WD	OFFICE	REPLACE LOCKSET ONLY
DX-10	3'0"	6'8"	1 3/8"	STEEL	SERVICE ENTRY	REPLACE LOCKSET, PROVIDE IMPACT PROTECTION
DX-11	2'4"	6'8"	1 3/8"	WD	OFFICE	REPLACE LOCKSET ONLY
DX-12	3'0"	6'8"	1 3/8"	WD	OFFICE	REPLACE LOCKSET ONLY
DX-13	1'6"	6'8"	1 3/8"	WD	OFFICE	REPLACE LOCKSET ONLY
DX-14	3'0"	6'8"	1 3/8"	WD	OFFICE	REPLACE LOCKSET ONLY
DX-15	3'0"	6'8"	1 3/8"	WD	OFFICE	REPLACE LOCKSET ONLY

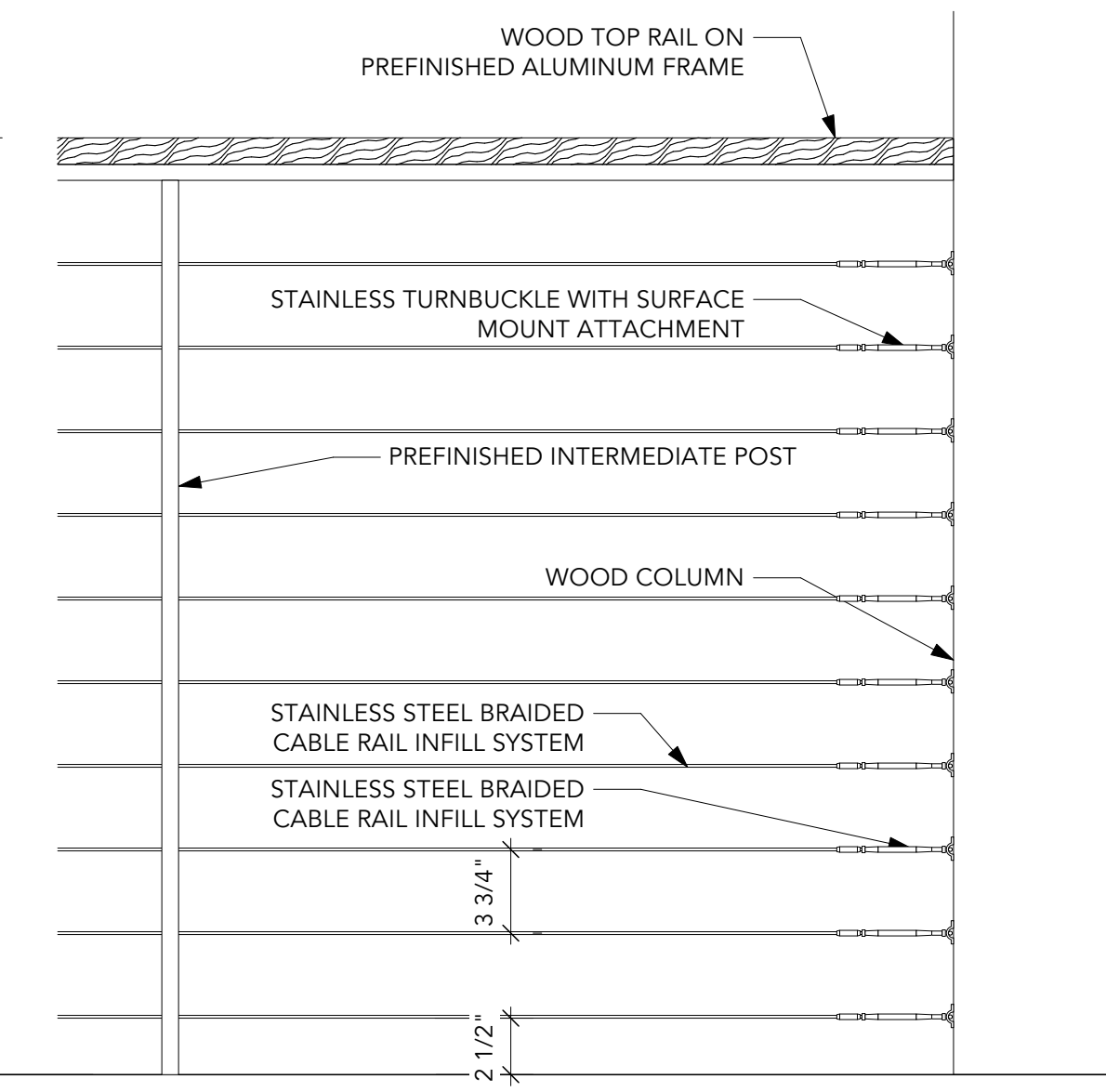
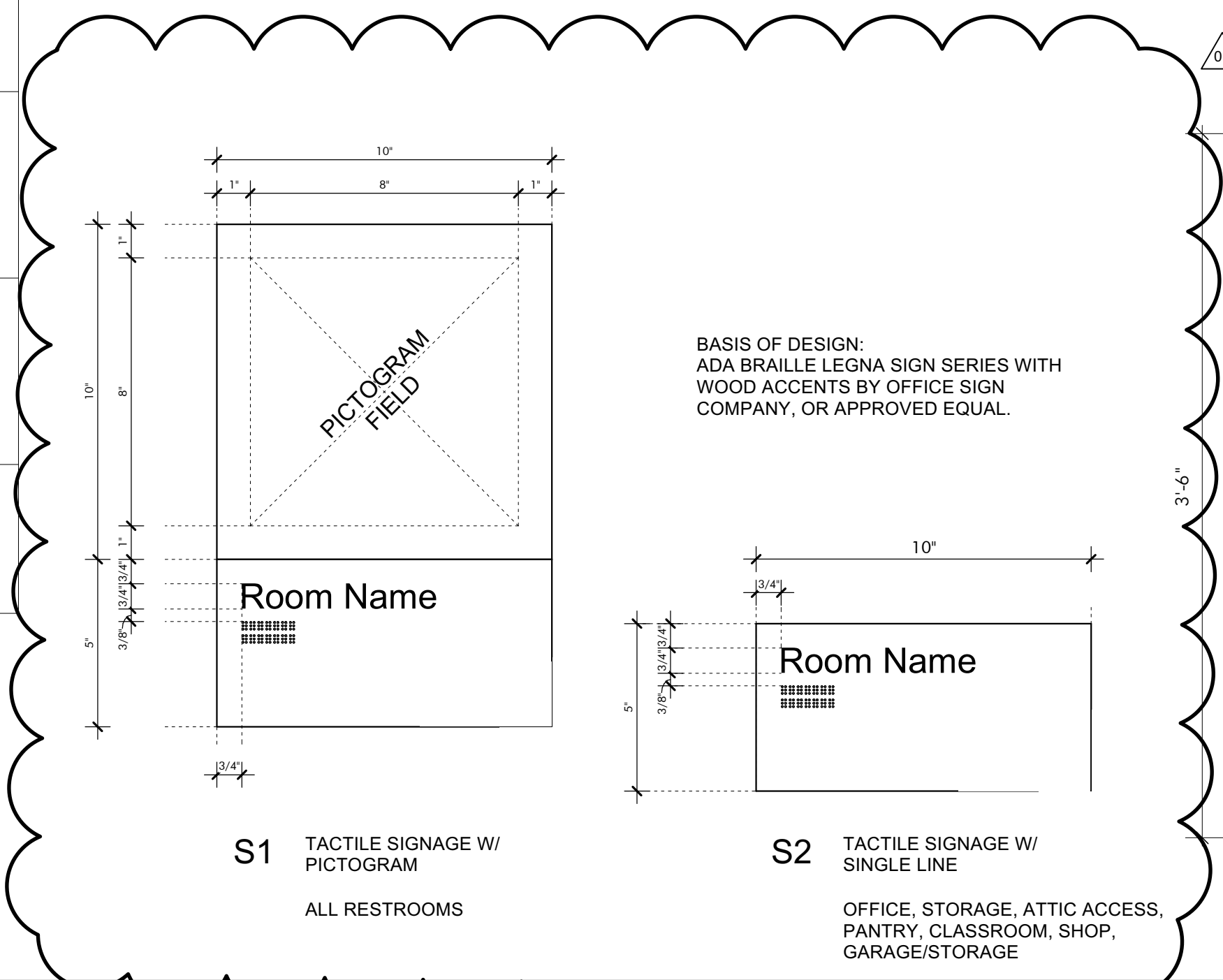
HARDWARE SETS		
QTY	ITEM	REMARKS
ENTRY-1 (SINGLE: RESTROOMS HALL, REAR PORCH, GROUND FLOOR HALL, GARAGE)		
1	CLOSER+CUSHION, HOLD OPEN	
4	HINGES	BALL-BEARING
1	RIM EXIT DEVICE W/ LOCK CYLINDER ENTRY TRIM	HEX DOGGING, BACK OF TRIM FINISHED
1	CARD READER	COORDINATE WITH ELECTRICAL DRAWINGS AND CITY OF FAIRHOPE
	THRESHOLD	ADA COMPLIANT
	WEATHERSTRIPPING	
ENTRY-2 (DOUBLE: MAIN ENTRY, CLASSROOM ENTRY)		
1	ASTRAGAL	BRUSH TYPE
2	CLOSER+CUSHION, HOLD OPEN	
8	HINGES	BALL-BEARING
2	PULL BAR LOOP	
1	VERTICAL ROD EXIT DEVICE W/LOCK CYLINDER	CONCEALED VERTICAL RODS TOP AND BOTTOM, HEX DOGGING, BACK OF BAR FINISHED
2	ENTRY TRIM	COORDINATE WITH ELECTRICAL DRAWINGS AND CITY OF FAIRHOPE
1	CARD READER	COORDINATE WITH ELECTRICAL DRAWINGS AND CITY OF FAIRHOPE
	THRESHOLD	ADA COMPLIANT
	WEATHERSTRIPPING	
OFFICE (OFFICE, STORAGE, UTILITY)		
1	CLOSER + CUSHION, HOLD OPEN	
4	HINGES	BALL BEARING
1	LEVER LOCKSET	ENTRY OR OFFICE FUNCTION
3	SILENCERS	
1	WALL STOP	
PASSAGE (RESTROOMS)		
1	CLOSER + CUSHION, HOLD OPEN	
4	HINGES	BALL BEARING
1	KICKPLATE	ON PUSH SIDE ONLY
1	LOCK CYLINDER, DEADBOLT	ON EXT, BLANK INT
1	PULL BAR LOOP	
1	PUSH PLATE	
1	WALL STOP	
PRIVACY (UNISEX ADA RESTROOM)		
1	CLOSER + CUSHION	
4	HINGES	BALL BEARING
1	LEVER LOCKSET	PRIVACY OR BATH FUNCTION
3	SILENCERS	
1	WALL STOP	
SCREEN DOOR		
1	CLOSER + CUSHION	
4	HINGES	BALL BEARING
1	LOOP PULL	
1	PUSH PLATE	
1	BALL LATCH	
3	SILENCERS	



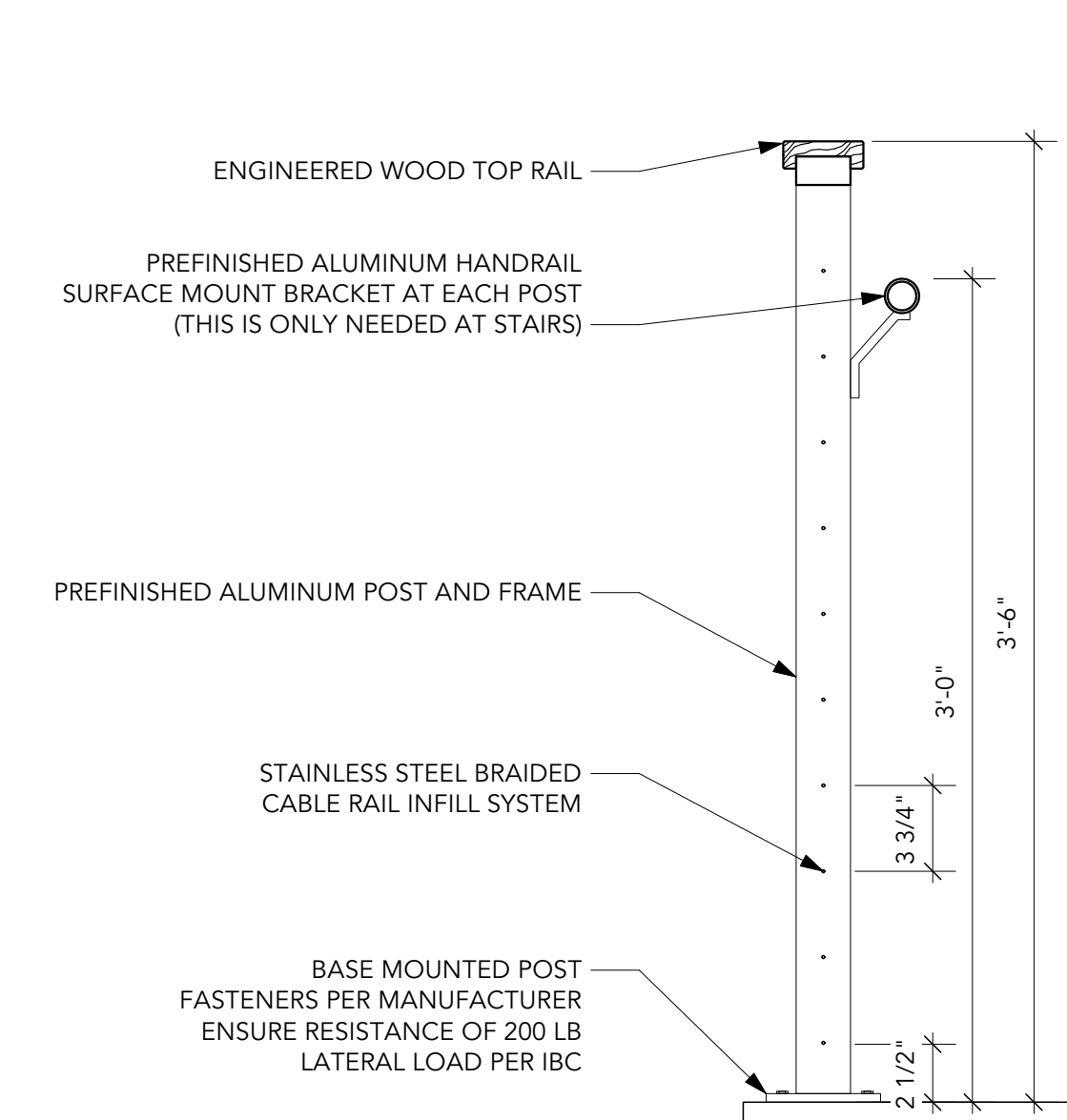
DOOR TYPE ELEVATIONS

WINDOW AND DOOR NOTES

- SEE DOOR SCHEDULE AND ELEVATION FOR SIZE, OPERATION, AND PANEL STYLE OF ALL DOORS.
- EXTERIOR GLAZED DOORS TO HAVE A MINIMUM U-FACTOR OF .40. GLAZING TO BE DOUBLE GLAZED, ARGON FILLED, LOW-E WITH A MINIMUM SHGC OF .25. BASIS OF DESIGN: SIERRA PACIFIC COMMERCIAL OUTSWING CLAD WOOD DOORS, IMPACT RATED, OR APPROVED EQUAL.
- INTERIOR WOOD DOORS TO BE PAINT GRADE. SOLID HARDWOOD STAVE STILE AND RAIL CONSTRUCTION AND MDF PANELS. DOOR MATERIALS MUST MEET LOW EMITTING MATERIAL REQUIREMENTS FOR COMPOSITE WOOD. SEE MATERIAL AND FINISH NOTE #7. BASIS OF DESIGN: MASONITE EMERALD SERIES 6 PANEL SMOOTH COMMERCIAL, OR APPROVED EQUAL.
- DOOR HARDWARE TO BE GRADE 1 CYLINDRICAL LEVER AND ENTRY SETS, WITH A LIFETIME WARRANTY AND 5 YEAR FINISH WARRANTY. FINAL LEVER STYLE AND FINISH TO BE CONFIRMED DURING SUBMITTALS. PASSAGE, PRIVACY OR LOCKSET INDICATED ON SCHEDULE. FINAL SELECTION OF HARDWARE STYLE AND FINISH TO BE MADE BY OWNER AND ARCHITECT DURING SUBMITTAL PROCESS. BASIS OF DESIGN: SCHLAGE, ADDISON LINE, OR APPROVED EQUAL.
- SEE WINDOW SCHEDULE FOR WINDOW SIZE, OPERATION, AND MUNTIN STYLE. COLOR TO BE SELECTED FROM MANUFACTURERS FULL RANGE DURING SUBMITTALS. BASIS OF DESIGN: SIERRA PACIFIC CLAD WOOD WDW, OR APPROVED EQUAL.



2 TYPICAL RAILING DETAIL AT WOOD COLUMN Scale: 1 1/2" = 1'-0"



3 TYPICAL RAILING DETAIL Scale: 1 1/2" = 1'-0"



WATER SHED

www.watershed.pro

302 Magnolia Avenue Fairhope, AL 36532. p. 251.929.0514

JOHN MARTIN NATURE CENTER  
CITY OF FAIRHOPE

22430 MAIN STREET  
FAIRHOPE, AL

Seal

NOT FOR CONSTRUCTION

Date Issued: JUNE 28, 2024  
ISSUED FOR BID

REVISION SCHEDULE		
DATE	NO.	DESCRIPTION
24.07.19	1	ADDENDUM 2

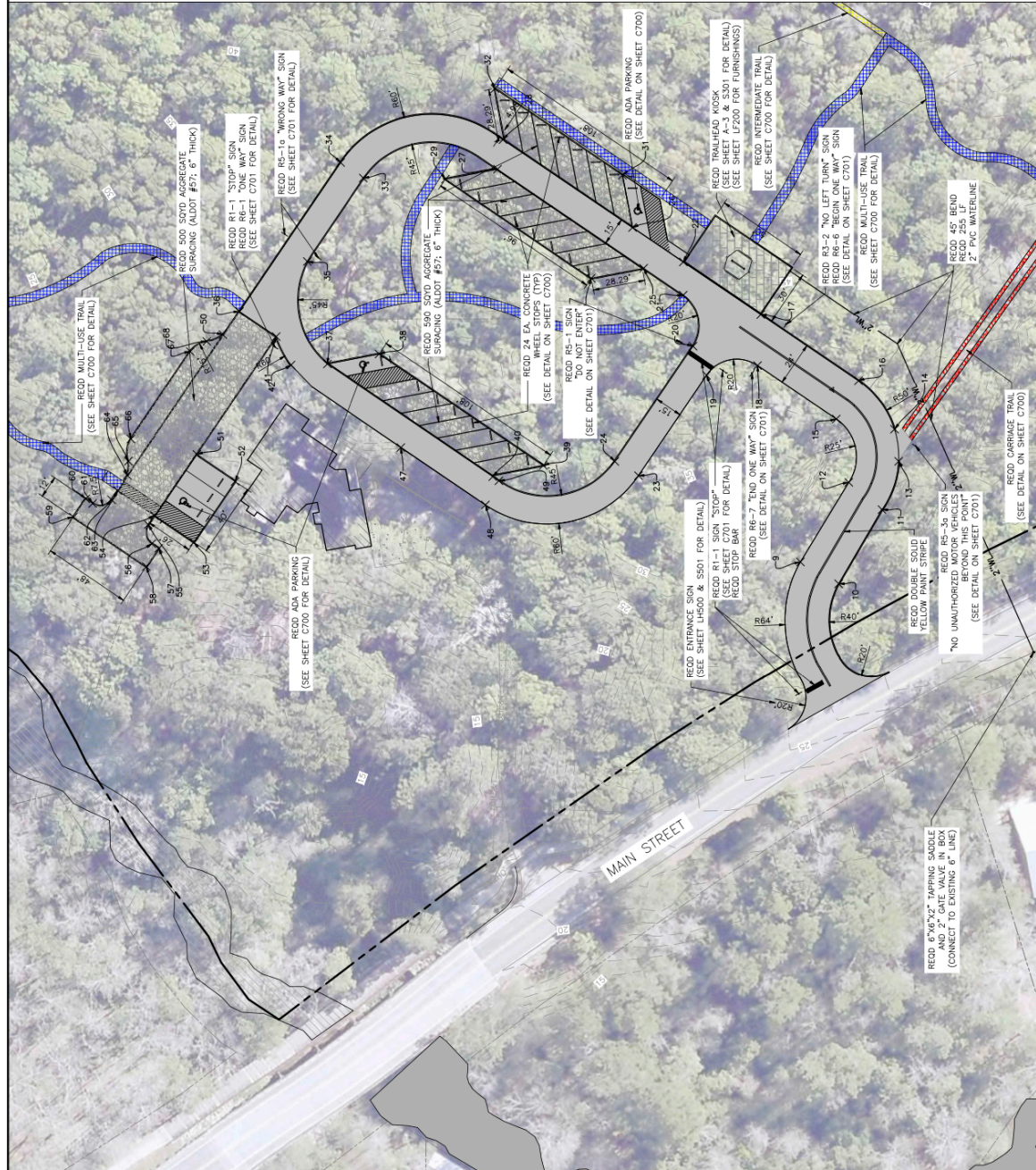
A7.1  
DOOR AND WINDOW SCHEDULES



# LEGEND

- MULTI-USE TRAIL
- INTERMEDIATE TRAIL
- CARRIAGE TRAIL
- AGGREGATE SURFACING
- ASPHALT PAVEMENT
- REINFORCED CONCRETE PAVEMENT
- RECYCLED GLASS PAVERS

1. CONTRACTOR SHALL BEST FIT TRAIL ALIGNMENTS TO EXISTING UTILITIES, EROSION CONTROL, VEGETATION, AND IMPROVE STABILITY OF TRAIL BEDDING.
2. CLEARING/CORRECTING PRESERVE HEALTHY NATIVE PLANTS AND ANIMALS.
3. CARRIAGE TRAIL SHALL FOLLOW CENTERLINE OF EXISTING CARRIAGE CORRIDOR.
4. ALL ROADWAY SIGNS SHALL BE MOUNTED ON U-CHANNEL POSTS. SIGNINGS AND PRUNING PLAN ON SHEET C400-C401.
5. ALL CONCRETE SHALL HAVE A MINIMUM 28 DAY COMPRESSIVE STRENGTH OF 3000 PSI.
6. ALL CONCRETE SHALL BE FINISHED WITH A WEAR SURFACE TO THE FULLEST EXTENT POSSIBLE.
7. ALL CONCRETE SHALL HAVE A MINIMUM 28 DAY COMPRESSIVE STRENGTH OF 3000 PSI.
8. ALL CONCRETE SHALL BE FINISHED WITH A WEAR SURFACE TO THE FULLEST EXTENT POSSIBLE.



Point #	Elevation	Nothing	Existing	Description
9	30.68	200460.24	1843284.93	TOC
10	31.17	200439.39	1843273.04	TOC
11	34.45	200415.81	1843313.43	TOC
12	34.25	200433.93	1843328.25	TOC
13	36.15	200406.75	1843339.74	TOC
14	37.23	200408.99	1843357.21	TOC
15	38.62	200407.70	1843362.90	TOC
16	39.24	200428.62	1843383.60	TOC
17	42.47	200481.79	1843419.67	TOC
18	40.93	200463.58	1843391.88	TOC
19	39.45	200511.36	1843386.56	TOC
20	40.40	200518.72	1843402.43	TOC
21	42.50	200524.04	1843430.21	TOC
22	43.62	200524.00	1843448.31	TOC
23	34.40	200548.41	1843331.94	TOC
24	34.31	200561.30	1843339.68	TOC
25	43.53	200545.62	1843444.85	TOC
26	43.98	200551.65	1843467.06	TOC
27	44.38	200625.15	1843498.80	TOC
28	44.73	200622.16	1843514.90	TOC
29	43.28	200653.51	1843493.40	TOC
30	42.95	200574.13	1843439.42	TOC
31	44.62	200557.10	1843495.55	TOC
32	45.46	200626.62	1843542.70	TOC
33	36.24	200698.26	1843494.02	TOC
34	36.54	200710.67	1843502.45	TOC
35	32.45	200728.79	1843448.57	TOC
36	29.27	200765.75	1843421.26	TOC
37	29.04	200777.83	1843392.76	TOC
38	28.35	200689.64	1843398.16	TOC
39	27.55	200600.26	1843337.52	TOC
40	28.61	200627.74	1843331.39	TOC
41	30.25	200745.75	1843407.69	TOC
42	28.87	200737.67	1843392.16	TOC
43	29.05	200677.80	1843347.22	TOC
44	29.90	200631.75	1843315.98	TOC
45	29.60	200624.38	1843329.11	TOC
46	28.17	200774.83	1843468.76	TOC
47	21.31	200788.91	1843343.48	TOC
48	21.01	200768.09	1843328.75	TOC
49	19.37	200609.71	1843292.34	TOC
50	18.77	200816.45	1843282.41	TOC
51	19.00	200866.17	1843309.35	TOC
52	19.60	200849.43	1843319.28	TOC
53	19.60	200845.71	1843316.76	TOC
54	19.60	200835.29	1843318.75	TOC
55	20.33	200826.81	1843332.14	TOC
56	20.47	200816.21	1843339.79	TOC
57	20.52	200824.82	1843351.94	TOC
58	25.75	200792.52	1843399.55	TOC
59	27.03	200785.55	1843405.01	TOC

THIS DRAWING REPRESENTS DESIGNS PREPARED BY THOMPSON ENGINEERING, INC. FOR THE CITY OF FAIRHOPE, ALABAMA. IT IS TO BE COPIED, REPRODUCED, OR ALTERED WITHOUT THE EXPRESS WRITTEN PERMISSION OF THOMPSON ENGINEERING, INC. ANY UNAUTHORIZED USE OR REPRODUCTION OF THIS DRAWING IS SUBJECT TO LEGAL ACTION UNDER STATE AND FEDERAL LAW.

**CITY OF FAIRHOPE**  
FAIRHOPE, ALABAMA

2020 COTING MILL RD., STE. 100  
STATE COLLEGE, ALABAMA 36087  
PHONE: 205-371-1111  
FAX: 205-371-1112  
WWW.THOMPSONENGINEERING.COM

DATE: 2/23/24

PROJECT: 22-1101-0229

ISSUE FOR: 0

**FLYING CREEK NATURE PRESERVE**

**SITE LAYOUT**

DATE: FEBRUARY 2024

PROJECT NO.: C285

SCALE: 1" = 30'